FREE PREVIEW

visual directions craft

PAPER PLATE APPLE TREE

See it. Make it. Talk about it. Write about it.



Visual directions | Sequencing | Speech + AAC | Procedural writing | IEP data

Ages 3-8 / Special education / Speech therapy / Home

PRINTABLES4LEARNING.COM

© 2026 Printables 4 Learning. All rights reserved. For personal and classroom use only.

What's inside

50 printable pages for special education, speech and home

Teacher Guide

TEACHER

Everything in this pack and how to use it.

WHAT THIS CRAFT BUILDS

- Following 1-step and multi-step directions
- Sequencing (first, next, then, last)
- Fine motor: cutting, painting and gluing
- Vocabulary and position words
- Answering questions with picture supports
- Requesting and asking for help or a break
- Procedural (how-to) writing

PREP (ABOUT 10 MINUTES)

- Print the template on cardstock so the pieces are easy to trace.
- Each child needs 1 paper plate, brown paper, red paper, green paint, and a black marker, plus a paintbrush, a pencil, scissors and a glue.
- Paint the plates first. Let them dry before gluing.
- Print step cards and picture cards on cardstock and laminate to reuse.

WHAT'S INSIDE

MAKE IT	Supply checklist, life-size template, full visual directions, a simpler 4-step version, and cut-apart step cards.
ORDER IT	Picture sequencing cards with a matching 6-box mat, and a "which sentence matches?" page.
TALK ABOUT IT	Vocabulary cards, communication boards, picture-choice questions, position words, and a cut-apart social narrative booklet with "My craft voice" cards and story questions.
WRITE ABOUT IT	Three levels of how-to writing (cut and paste, fill in the blank, write on your own), directed drawing, a coloring page, and an "I did it!" checklist.
TEACHER TOOLS	Prep checklist, ways to use it, a skills + data guide, student and class data sheets, a following-directions data sheet, facts pages, First/Then boards, reward cards, a desk step strip and take-home notes.

DIFFERENTIATE IT

- Fewer steps: use the 4-step directions or the First/Then card.
- More support: tape the desk step strip down and let students check off each step.
- More challenge: hide the step cards and have students write their own directions.

READ TOGETHER

Up, Up, Up! It's Apple-Picking Time by Jody Fickes Shapiro

FREE PREVIEW / PAPER PLATE APPLE TREE / PRINTABLES4LEARNING.COM
© 2026 Printables 4 Learning. All rights reserved. For personal and classroom use only.

Skills this packet builds

Ready-made practice and data for IEP goals, speech and home

SKILL	WHERE IT IS IN THE PACKET
Following 1-step and multi-step directions	Visual directions, 4 easy steps, step cards pp. 10-16, 39
Sequencing (first, next, then, last)	Picture cards and order mat, which sentence matches? pp. 17-19
Fine motor: cutting, painting and gluing	The craft itself, with a life-size template p. 9
Vocabulary and position words	Craft word cards and position word pages pp. 20-24
Answering questions with picture supports	Picture-choice questions and story questions pp. 21, 24, 48-49
Requesting and asking for help or a break	Communication boards, craft voice cards, First/Then pp. 20, 22-23, 37-38, 48-49
Procedural (how-to) writing	Three levels: cut and paste, fill in the blank, write on your own pp. 25-27
Measuring progress	Student data sheet, class checklist, following-directions data pp. 34-36

For ages 3-8 in special education, speech therapy and home. Works with AAC and visual supports.

© 2026 Printables 4 Learning. All rights reserved. For personal and classroom use only.

Make it

Supplies, template, visual directions and step cards



Supply checklist

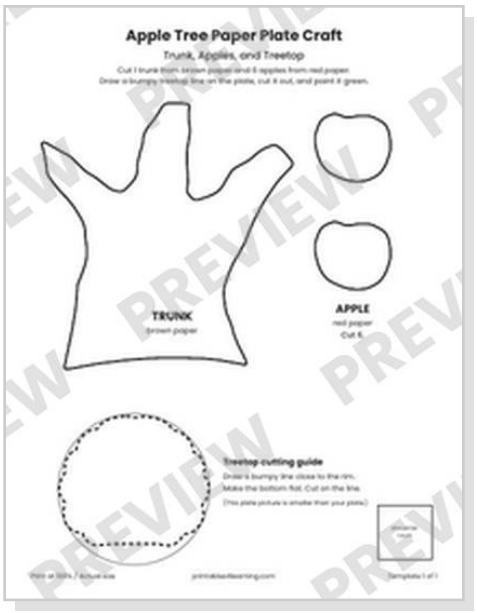

Life-size template



Visual directions



4 easy steps



Step cards



Sequencing cards

© 2026 Printables 4 Learning. All rights reserved. For personal and classroom use only.

Talk about it

Vocabulary, communication boards, questions and a social narrative



Craft words



Communication board



Picture-choice questions

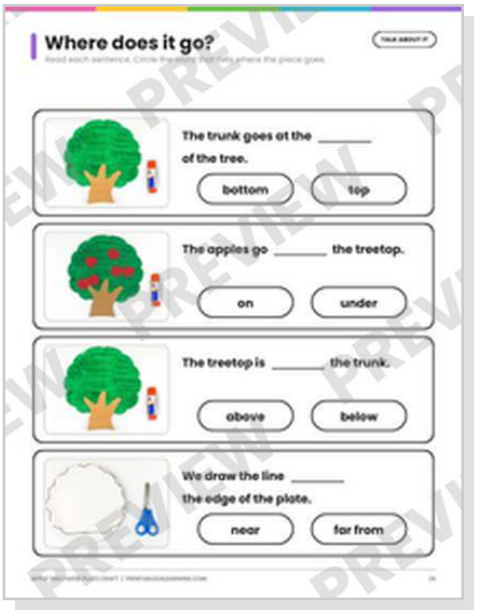

Position words



Which sentence matches?



Social narrative

© 2026 Printables 4 Learning. All rights reserved. For personal and classroom use only.

Write about it

Three levels of how-to writing, drawing, coloring and facts



Cut and paste

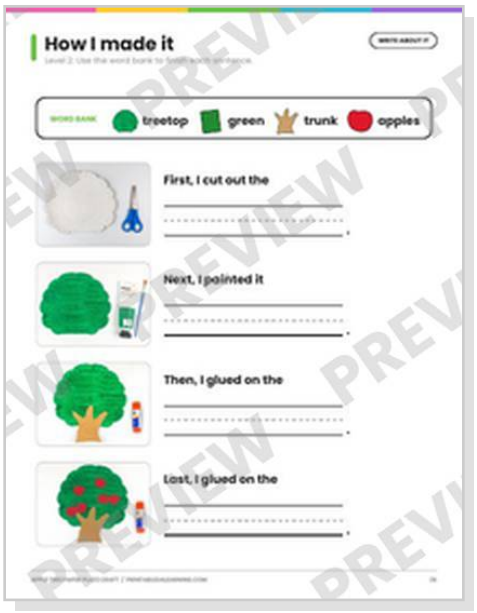

Fill in the blank



Write on your own



Directed drawing



Coloring page



Facts page

© 2026 Printables 4 Learning. All rights reserved. For personal and classroom use only.

Teacher tools

IEP data sheets, visual supports and take-home notes



Student data sheet



Class checklist

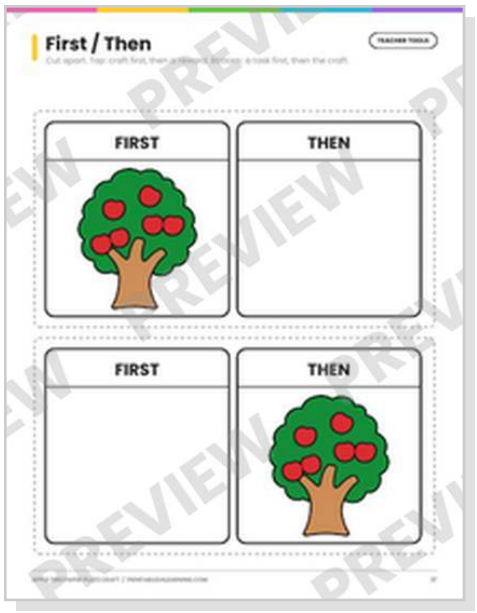

First/Then board



Desk step strip



Craft voice cards



Take-home note

© 2026 Printables 4 Learning. All rights reserved. For personal and classroom use only.

Get the full packet

Paper Plate Apple Tree

50 printable pages, ready to print

- Life-size template and full-color visual directions
- A simpler 4-step version and cut-apart step cards
- Sequencing cards, vocabulary and communication boards
- Picture-choice questions and position words
- Social narrative booklet with craft voice cards
- Three levels of how-to writing, drawing and coloring
- IEP data sheets, First/Then boards and a desk step strip
- Facts pages and take-home notes

Digital PDF download / US Letter (8.5 x 11 in) / Full color / Nothing is shipped

Find this packet again

Scan the code or click the link to go to the product page.

printables4learning.com/products/apple-tree-paper-plate-craft-kit-with-visual-di

Buying for a school?

After you buy, go to My Account, then Invoices. Make your own invoice with your school's name, address and PO number. Print it or save it as a PDF to turn in for reimbursement.

Terms of use

One purchase is for one teacher, therapist or family to use with their own students or children. You may print as many copies as you need for them. Please do not share, resell or post the files online, including on shared drives or school websites. For more than one classroom, please buy one copy per teacher.

This free preview shows sample pages only. It is not the printable packet.

© 2026 Printables 4 Learning. All rights reserved. For personal and classroom use only.